

# CORRIGE

**Ces éléments de correction n'ont qu'une valeur indicative. Ils ne peuvent en aucun cas engager la responsabilité des autorités académiques, chaque jury est souverain.**


**Corrigé**


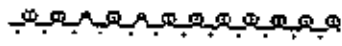

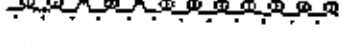

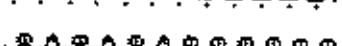


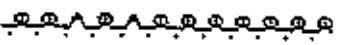


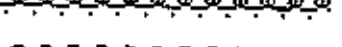
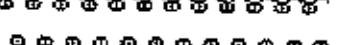
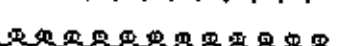


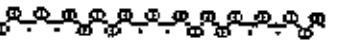
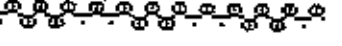
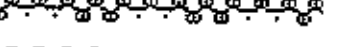
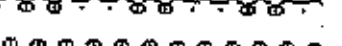
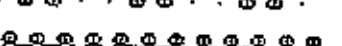
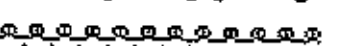

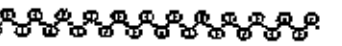
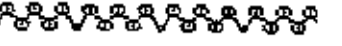
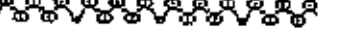


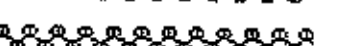





**1. ÉCHANTILLON RÉALISÉ EN GROSSE JAUGE :**


1.1. jauge 8

1.2. deux fils de 70 Tex soit 140 Tex par guide-fil

1.3. représentation graphique normalisée :



27		
28		
29		
30		
31		
32		
33		
34		
35		
36		
37		
38		
39		
40		beige
41		
42		beige
43		
44		beige
45		
46		beige
47		
48		beige
49		
50		beige
51		
52		beige
53		
54		
55		
56		
57		
58		
59		
60		



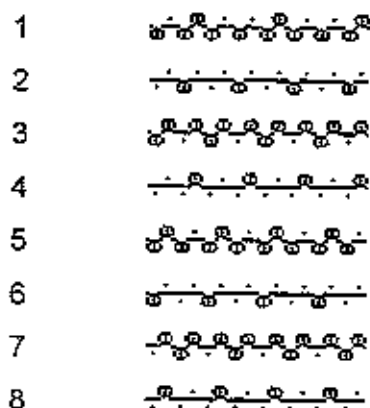
1.4. 12 aiguilles sur 68 rangées tricotées plus une de report

## 2. ÉCHANTILLON RÉALISÉ EN JAUGE FINE SUR MÉTIER CIRCULAIRE :

2.1. jauge approximative du métier 24

2.2. titre du fil employé 20 Tex

2.3. représentation graphique normalisée :



2.4. 8 aiguilles sur 8 rangées

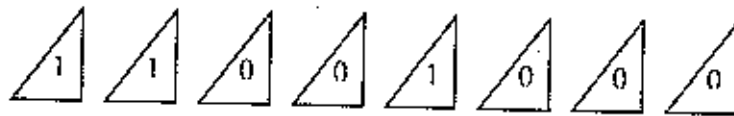
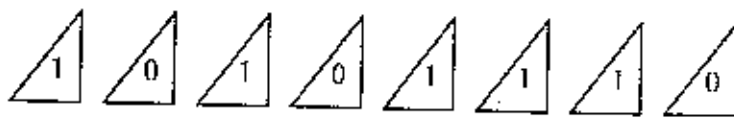
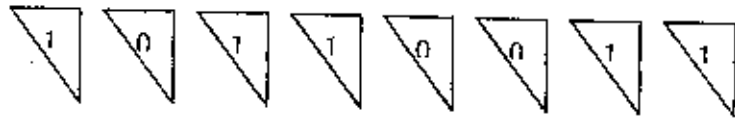
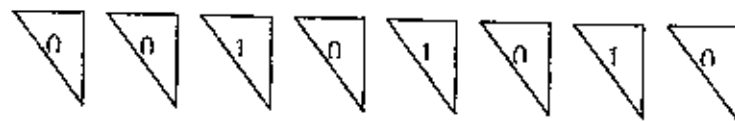
2.5. placement des aiguilles

```

L C L C L C L C
. . . . .
. . . . .
C L C L C L C L

```

## 2.6. position des cames pour chaque rangée du raccord



Chutes 1 2 3 4 5 6 7 8

<b>Barème de notation</b>
---------------------------

1. Pour l'échantillon réalisé en grosse jauge	/10
1.1.	0,5
1.2.	0,5
1.3.	8
1.4.	1
<hr/>	
2. Pour l'échantillon réalisé en jauge fine	/10
2.1.	0,5
2.2.	0,5
2.3.	4
2.4.	1
2.5.	2
2.6.	2
<b>TOTAL</b>	<b>/20</b>