

FR-2 Field Memory Recorder (Chapter 8: Main specifications)

Inputs/Outputs

*0 dBu=0.775 Vrms, 0 dBV=1 Vrms.

Reference level: -20 dB

ANALOG IN [L (MONO)/R]

Connectors: XLR-3-31 type (balanced, pin 2 hot)

<LINE>
Input impedance: More than 6k Ω
Nominal input level: 4dBu
Maximum input level: +24 dBu (TRIM: +4dBu, at the prefader stage)

<MIC>
Input impedance: More than 6k Ω
Nominal input level: -60 dBu
Maximum input level: -40 dBu (TRIM: +4dBu, at the prefader stage)
Phantom power: 48 V

ANALOG OUT [L (MONO)/R]

Connectors: RCA type (unbalanced)
Applicable load impedance: More than 10k Ω
Nominal output level: +4 dBu

PHONES

Connector: 1/4" stereo phone jack
Applicable load impedance: More than 32 Ω
Maximum output power: 50 mW + 50 mW (32 Ω load)

DIGITAL IN/OUT (176.4 kHz and 192 kHz FS are not supported.)

Connector:
<Input>: XLR-3-31 type (balanced, pin 2 hot)
<Output>: XLR-3-32 type (balanced, pin 2 hot)

Format:
<Input>: IEC 60958 (S/P DIF) or IEC 60958 (AES/EBU), auto selection
<Output>: IEC 60958 (S/P DIF) or IEC 60958 (AES/EBU),
The format of the digital output signal can be selected in the MENU mode.

USB (for PC connection)

Connector: USB 1.1 (Series "B" Receptacle)
Pin assignment: 1: VBUS, 2: D-, 3: D+, 4: GND

USB (for USB keyboard connection)

Connector: Series "A" Receptacle
Pin assignment: 1: VBUS, 2: D-, 3: D+, 4: GND

MONITOR SPEAKER


Maximum output level: 1 W

FR-2 Field Memory Recorder (Chapter 8: Main specifications)

Recording/playback

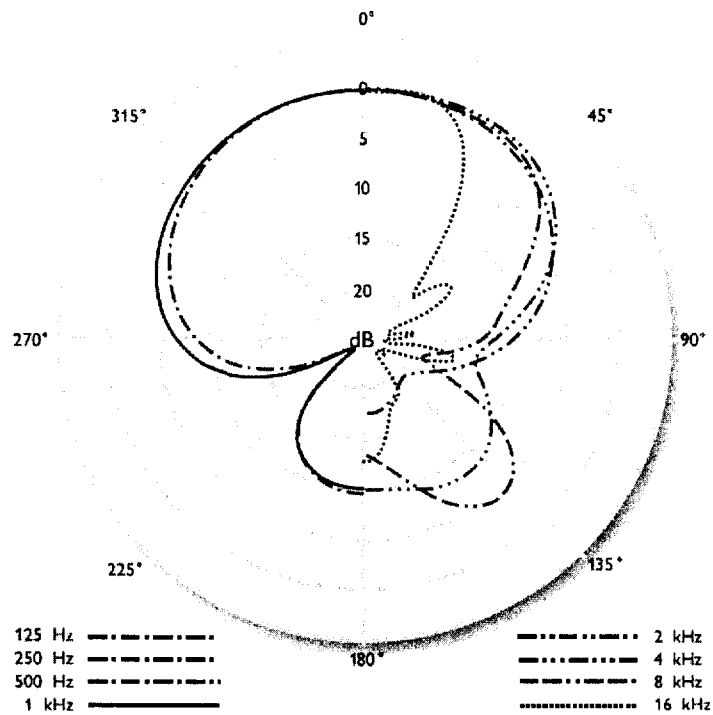
- Recording medium:** CompactFlash card™/Flash ATA card
- Recording Format:** BWF (Broadcast Wave Format)
- Quantization and Sampling Frequency:**
16-bit at 22.05kHz/44.1kHz/48kHz
24-bit at 44.1kHz/48kHz/88.2kHz/96kHz/176.4kHz/192kHz
- Recording tracks:** stereo/mono
- Record/Playback frequency response:**
20Hz to 10kHz, +/-1 dB (at 22.05kHz FS)
20Hz to 20kHz +/-1 dB (at 44.1kHz / 48kHz FS)
20Hz to 40kHz, +/-2 dB (at 88.2kHz / 96kHz FS)
20Hz to 80kHz +/-3 dB (at 176.4kHz / 192kHz FS)
- Signal to Noise Ratio** (between ADC and DAC, 24-bit, ref. -20 dB, 48 kHz FS)
Line (input gain: +4 dBu): 100dB (typical)
Mic (input gain: -60 dBu): 87dB (typical)
- Dynamic Range** (between ADC and DAC, 24-bit, ref. -20 dB, 48 kHz FS)
100dB (typical)
- T.H.D.** (between ADC and DAC, 24-bit, ref. -20 dB, 48 kHz FS)
Line (input gain: +4 dBu): Less than 0.005% (at 1 kHz, -1 dB typical)
Mic (input gain: -60 dBu): Less than 0.008% (at 1 kHz, -1 dB typical)
- Locate memory:** 99 cue points per file can be stored.

General

- Dimensions:** 77 (H) x 250 (W) x 220 (D) mm
- Weight:** 1.5kg (excluding batteries)
- Power supply:** DC 12V
eight AA-type alkaline/Ni-Cd/Ni-HM batteries
or AC adaptor AD12-1300 (option, DC 12V)
- 
- Power consumption:** approximately 5.7~10W
- Battery life** (for continuous use): approximately 2 hours 30 minutes (using "2300 mAh" Ni-HM batteries)



* Specifications and appearance are subject to change without notice for product improvement.

KMR 81 :	
Principe transducteur	gradient de pression / interférence
Directivité	supercardioidé / lobe
Réponse en fréquence	20 - 20000 Hz
Sensibilité à 1 kHz dans 1 kohm	18 mV/Pa
Impédance nominale	150 Ohms
Impédance nominale de charge	1000 Ohms
Equivalent SPL CCIR 468-3	23 dB
Equivalent SPL DIN/IEC 651	12 dB A
Rapport S/B CCIR 468-3	71 dB
Rapport S/B DIN/IEC 651	82 dB
Maximum SPL (DHT 0,5%)	128 dB
Maximum SPL (DHT 0,5%, avec pré atténuation)	138 dB
Niveau de sortie max.	900 mV
Dynamique du préampli micro DIN/IEC 651	116 dB
Tension d'alimentation	fantôme 48 V ± 4 V
Consommation	0,8 mA
Connecteur	XLR 3
Poids	145 g
Dimensions en mm	21 (Ø) x 226 (L)



KMR 81 i


Annexe 8 : Neumann KMR 81i



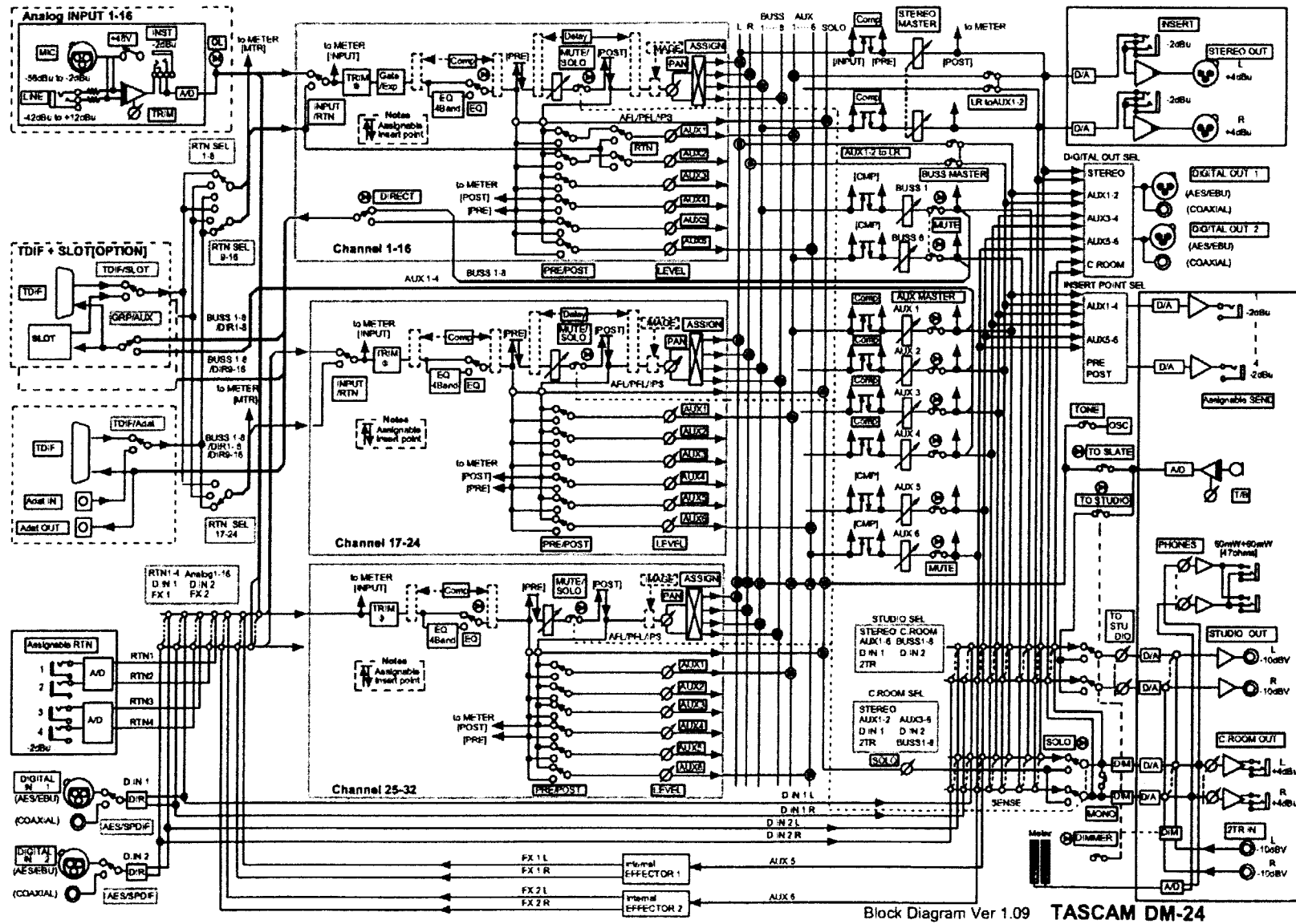
- Analogue composite I/O
 - Analogue component I/O
 - SDI I/O
 - SDTI-CP I/O
 - Analogue audio (4 ch)
 - AES/EBU audio (16 bit - 8 ch/24 bit - 4 ch)
 - Audio monitor (2 ch)
- All equipped as standard.

Most of the electronic circuitry of the MSW-2000P Series is arranged on plug-in boards for quick and easy maintenance. The drum assembly and tape transport have been designed to provide low-cost maintenance and ensure rugged and reliable operation. An upper drum mechanism has been used to significantly reduce the time required for periodic scanner replacement.

MPEG IMX™ Format	
General	
Tape width	12.65 mm (1/2-inch)
Tape material	Metal Particle tape
Recording/Playback time	Max. 184 (525)/220 (625) with L cassette
Tape speed	64.467 (525)/53.776 (625) mm/s
Track pitch	21.7 µm
Tracks per frame	8 tracks/frame
Longitudinal tracks	Time code/Control
Playback compatibility	
MSW-M2000P + MSW-M2100P	Betacam, Betacam SP, Betacam SX, Digital BETACAM
MSW-A2000P	Betacam, Betacam SP, Betacam SX
Video	
Compression	MPEG-2 4:2:2P@ML, Intra frame coding (ISO/IEC 13818-2000)
Video bit rate	50 Mb/s
Active lines per frame	512 (525)/608 (625)
Sampling frequency	Y: 13.5 MHz, R-Y/B-Y: 6.75 MHz
Quantization	8 bits/sample
Error correction	Reed-Solomon
Audio	
Compression	None
Sampling frequency	48 kHz
Quantization	16 or 24 bits/sample (selectable)
Channels	8 or 4
Data recording capability	Yes
Error correction	Reed-Solomon



Annexe 10 : Sony MSW 2000 P –



Académie : Session :

Examen ou Concours Série* :

Spécialité/option* : Repère de l'épreuve :

Épreuve/sous-épreuve :

NOM :

(en majuscules, suivi s'il y a lieu, du nom d'épouse)

Prénoms : N° du candidat

Né(e) le : (le numéro est celui qui figure sur la convocation ou la liste d'appel)

* Uniquement s'il s'agit d'un examen.

DANS CE CADRE

NE RIEN ECRIRE

Niveau de sortie L_S

Niveau d'entrée L_E

$$L_S = L_E$$

durée 3 heures
coefficient : 2

session 2006

Repère : MVSTES
Page 19 sur 19